

Scaled data based on original data using  
LM-79-08 Approved Method: Electrical and Photometric Measurements of Solid-  
State Lighting Products

Test Report Prepared for  
Cooper Lighting Solutions  
(formerly Eaton)

Brand: McGRAW-EDISON

Report Number: P198131

Luminaire Tested: **TT-C6-LED-E1-RW-SG-MS/DIM-7050**

Issue Date: 3/3/2020

**Test Information**

Test Method: LM-79-08  
Report Number: P198131  
TEST IS SCALED FROM IESNA LM-79-08 TEST DATA (P34700)  
Test Lab: INNOVATION CENTER-P3  
Issue Date: 3/3/2020  
Manufacturer: COOPER LIGHTING SOLUTIONS (FORMERLY EATON)  
Product Line: MCGRAW-EDISON  
Catalog Number: TT-C6-LED-E1-RW-SG-MS/DIM-7050  
Description: TOPTIER LED PARKING GARAGE LUMINAIRE  
RECTANGULAR DISTRIBUTION WITH SOFTENING GLASS LENS AND DIMMING OCCUPANCY  
SENSOR  
Light Source: (160) 5000K CCT, 70 CRI LEDS  
Ballast/Driver: ELECTRONIC DRIVER

**Summary**

Lumens per Lamp: N/A  
Luminaire Lumens: 8952.6 lumens  
Efficiency: N/A  
Efficacy: 82.9 lumens/watt  
Luminous Opening: Circular (Dia: 1.12' x H: 0')  
IES Classification: Type III - Short - Full Cutoff  
BUG Rating: B3 - U0 - G3

Input Watts (W): 108  
Input Voltage (V): NR  
Input Current (Ain): NR  
Voltage Rise (V): NR  
Power Factor: NR  
Total Harmonic Distortion (THDi): NR  
Frequency (hertz): 60  
Stabilization Time: NR  
Operation Time: NR  
Ambient Temperature (°C): NR  
Test Distance: 25 FT

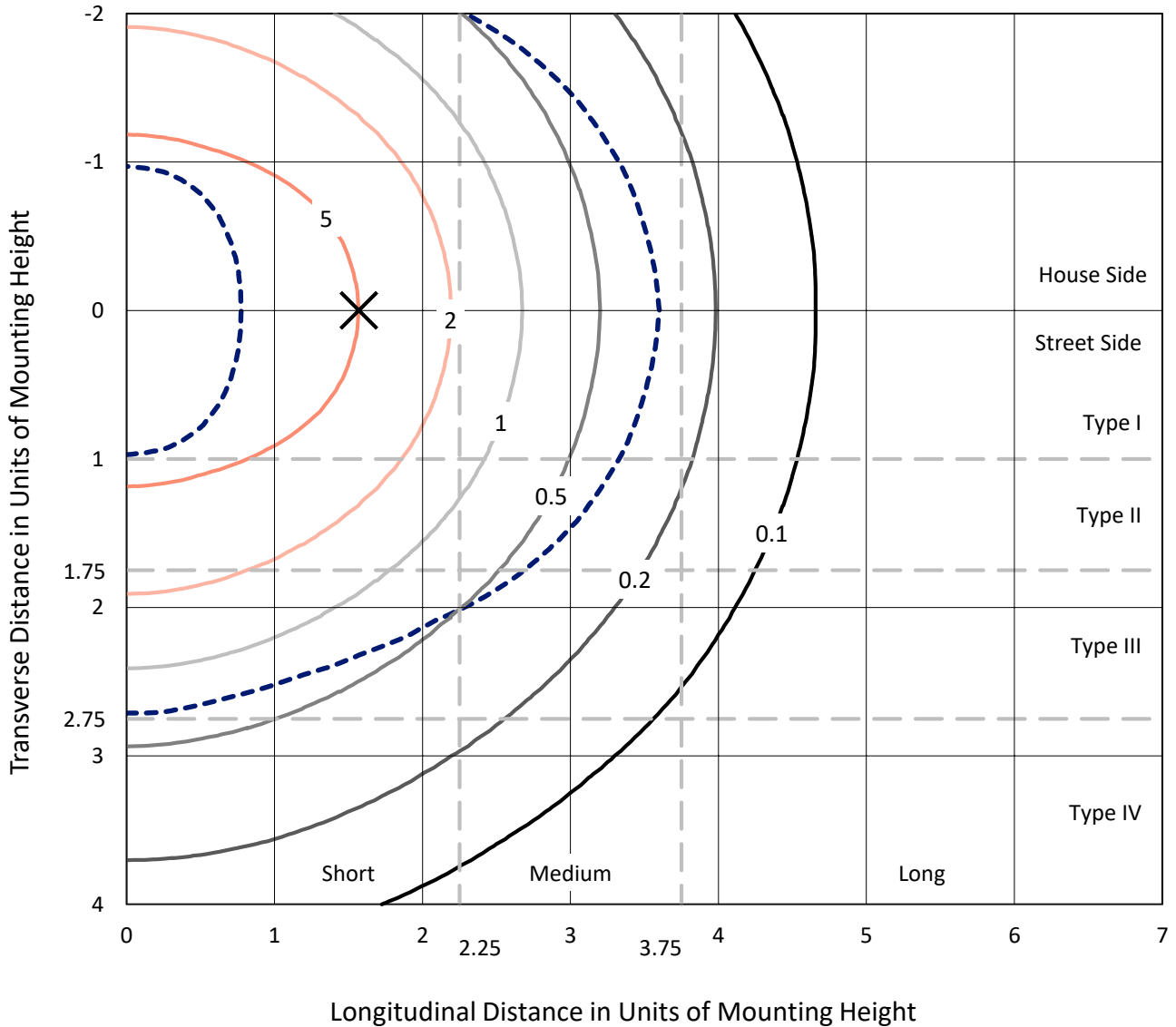


REPORT NUMBER: P198131

CATALOG NUMBER: TT-C6-LED-E1-RW-SG-MS/DIM-7050

### Iso-Footcandle Lines of Horizontal Illumination

✕ Max cd  
 - - - 1/2 Max cd

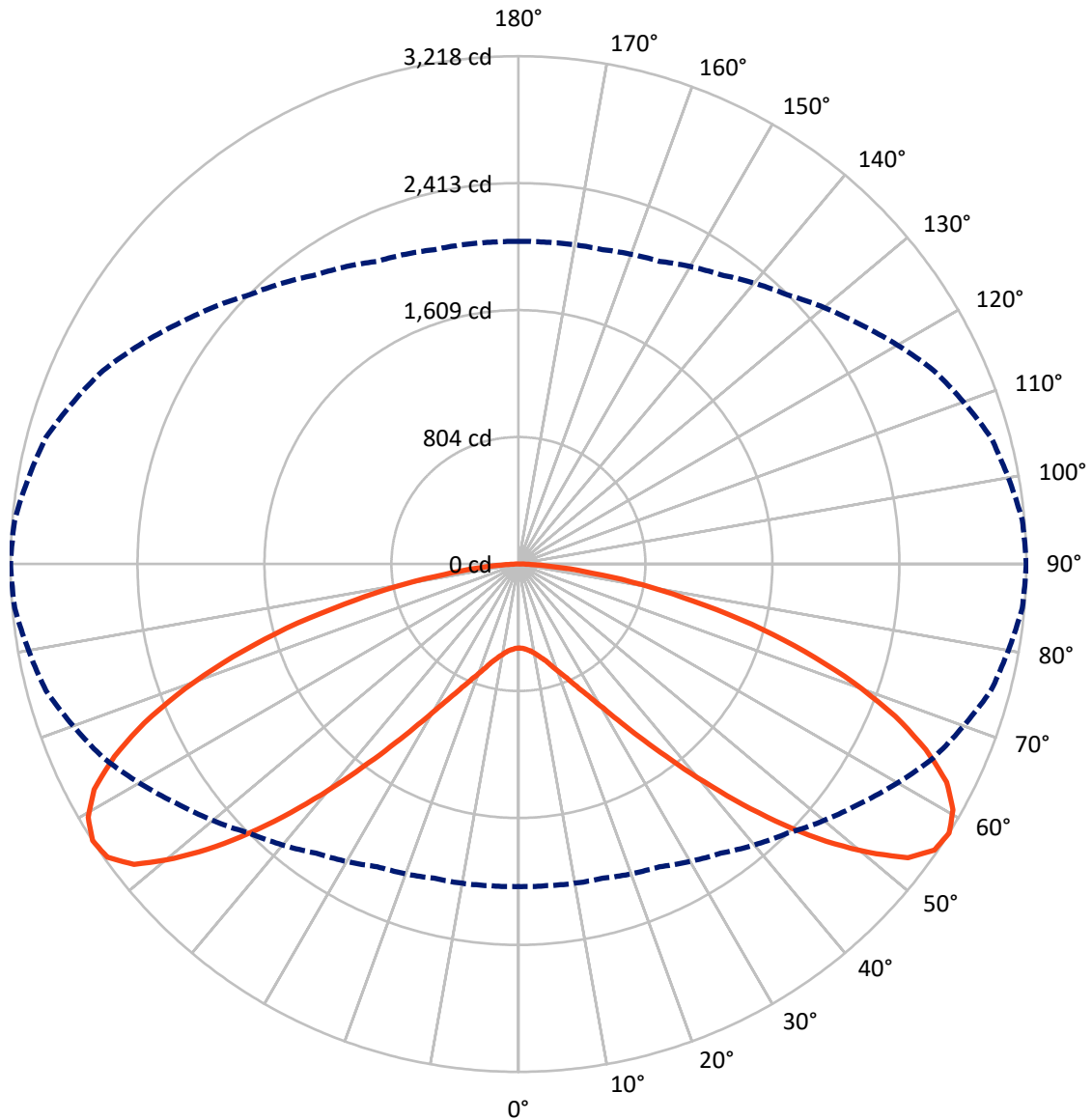


Based on 10 foot mounting height. Maximum calculated value = 8.3 fc  
 Type III - Short - Full Cutoff

REPORT NUMBER: P198131

CATALOG NUMBER: TT-C6-LED-E1-RW-SG-MS/DIM-7050

### Luminous Intensity Polar Plot



— Vertical Plane Through 90-Deg Lateral    - - - Horizontal Cone Through 57.5-Deg Vertical

REPORT NUMBER: P198131

CATALOG NUMBER: TT-C6-LED-E1-RW-SG-MS/DIM-7050

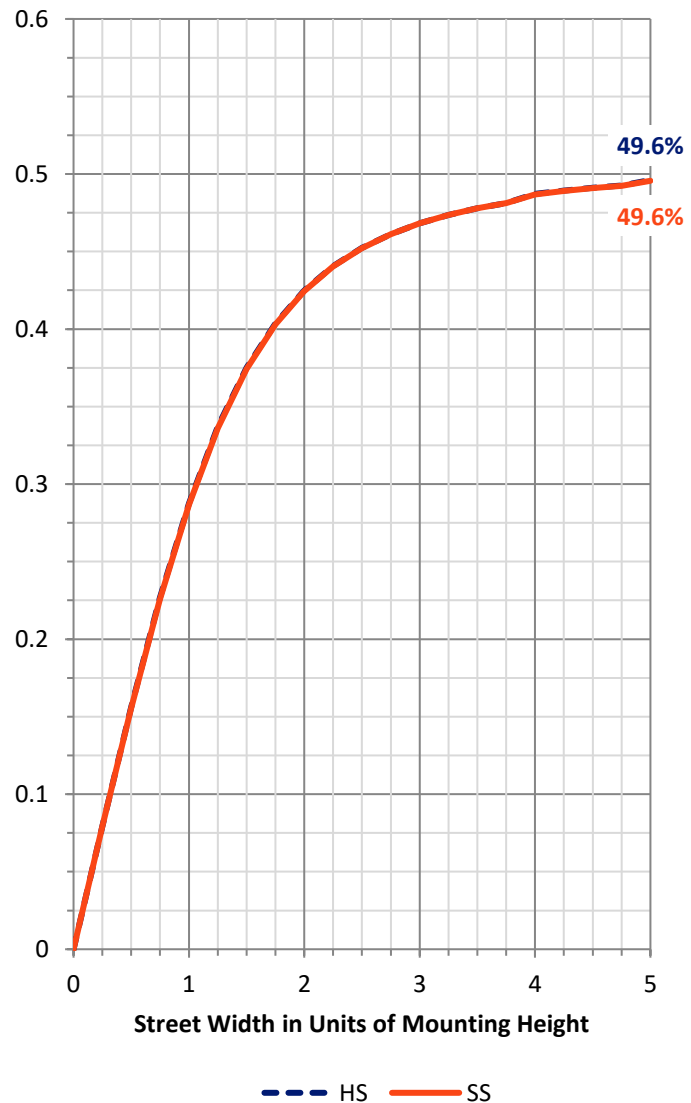
**FLUX DISTRIBUTION:**

		Downward	Upward	Total
<b>House Side</b>	Lumens	4476.3	0.0	4476.3
	% Fixture	50.0	0.0	50.0
<b>Street Side</b>	Lumens	4476.3	0.0	4476.3
	% Fixture	50.0	0.0	50.0
<b>Total</b>	Lumens	8952.6	0.0	8952.6
	% Fixture	100.0	0.0	100.0

**Coefficient of Utilization**

**ZONAL LUMENS:**

Zone	Lumens	% Fixture
0°-10°	52.9	0.6
10°-20°	182.8	2.0
20°-30°	398.8	4.5
30°-40°	800.5	8.9
40°-50°	1494.9	16.7
50°-60°	2201.7	24.6
60°-70°	2218.0	24.8
70°-80°	1324.1	14.8
80°-90°	279.0	3.1
90°-100°	0.0	0.0
100°-110°	0.0	0.0
110°-120°	0.0	0.0
120°-130°	0.0	0.0
130°-140°	0.0	0.0
140°-150°	0.0	0.0
150°-160°	0.0	0.0
160°-170°	0.0	0.0
170°-180°	0.0	0.0
0°-90°	8952.6	100.0
0°-180°	8952.6	100.0



REPORT NUMBER: P198131

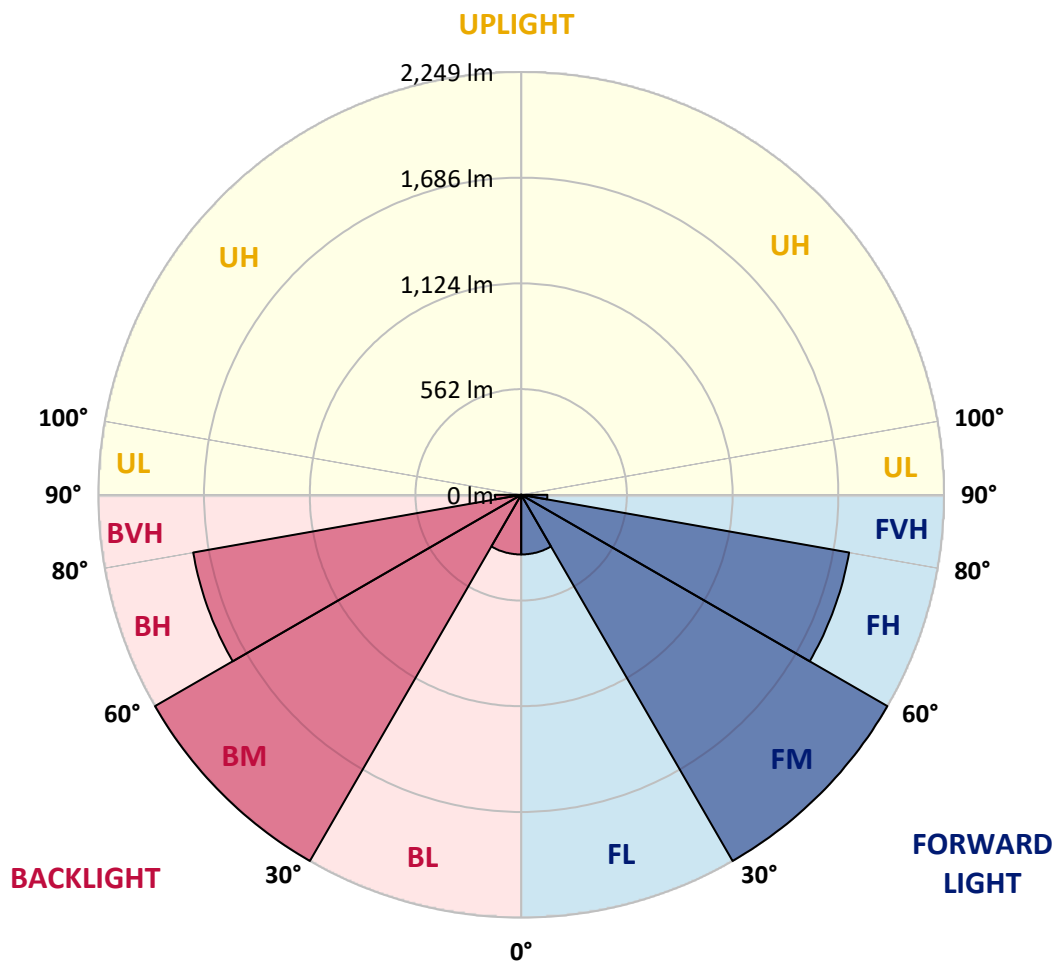
CATALOG NUMBER: TT-C6-LED-E1-RW-SG-MS/DIM-7050

**LUMINAIRE CLASSIFICATION SYSTEM LUMEN TABLE AND BUG RATING:**

Zone		Lumens	% Fixture	Zone Rating/Lumen Limit		
				B	U	G
FL	(0°-30°)	317.2	3.5			
FM	(30°-60°)	2248.6	25.1			
FH	(60°-80°)	1771.0	19.8			G1/1800
FVH	(80°-90°)	139.5	1.6			G2/225
BL	(0°-30°)	317.2	3.5	B1/500		
BM	(30°-60°)	2248.6	25.1	B2/2500		
BH	(60°-80°)	1771.0	19.8	B3/2500		G3/2500
BVH	(80°-90°)	139.5	1.6			G2/225
UL	(90°-100°)	0.0	0.0		U0/0	
UH	(100°-180°)	0.0	0.0		U0/0	

**BUG Rating: B3-U0-G3**

Type III Short





REPORT NUMBER: P198131

CATALOG NUMBER: TT-C6-LED-E1-RW-SG-MS/DIM-7050

**CANDELA DISTRIBUTION (FULL):**

	0°	5°	15°	25°	35°	45°	55°	65°	75°	85°	90°
0°	532.4	532.4	532.4	532.4	532.4	532.4	532.4	532.4	532.4	532.4	532.4
2.5°	536.3	536.3	536.3	536.3	536.3	534.3	536.3	534.3	534.3	534.3	534.3
5°	542.1	542.1	542.1	544.1	544.1	544.1	544.1	542.1	544.1	542.1	544.1
7.5°	555.7	555.7	555.7	555.7	555.7	555.7	557.7	555.7	557.7	555.7	555.7
10°	573.2	573.2	573.2	573.2	575.2	575.2	575.2	577.1	577.1	577.1	577.1
12.5°	598.5	598.5	598.5	598.5	598.5	598.5	600.4	600.4	602.4	602.4	602.4
15°	631.5	631.5	629.6	629.6	629.6	631.5	631.5	635.4	633.4	633.4	633.4
17.5°	672.3	670.4	670.4	670.4	670.4	670.4	670.4	674.2	674.2	674.2	676.2
20°	717.0	720.9	718.9	715.1	715.1	715.1	717.0	720.9	720.9	726.7	728.7
22.5°	779.2	781.1	777.2	775.3	769.5	769.5	775.3	777.2	785.0	783.1	785.0
25°	845.2	843.3	841.4	837.5	837.5	837.5	841.4	847.2	853.0	858.8	858.8
27.5°	919.1	917.1	915.2	913.2	909.4	915.2	919.1	932.7	936.6	950.2	946.3
30°	1000.7	1002.6	998.7	996.8	994.9	996.8	1012.3	1031.8	1047.3	1057.0	1059.0
32.5°	1092.0	1094.0	1092.0	1088.1	1092.0	1101.7	1121.2	1146.4	1177.5	1195.0	1200.8
35°	1193.0	1196.9	1193.0	1196.9	1200.8	1218.3	1253.3	1292.1	1346.6	1362.1	1371.8
37.5°	1301.9	1298.0	1296.0	1301.9	1319.3	1356.3	1404.8	1472.9	1529.2	1575.8	1575.8
40°	1410.7	1412.6	1414.6	1414.6	1447.6	1498.1	1577.8	1669.1	1752.7	1812.9	1814.8
42.5°	1527.3	1527.3	1527.3	1544.7	1585.5	1665.2	1768.2	1902.3	2016.9	2073.3	2081.0
45°	1645.8	1653.6	1657.4	1680.8	1741.0	1842.0	1978.0	2139.3	2285.1	2360.8	2356.9
47.5°	1762.4	1772.1	1779.9	1814.8	1896.4	2005.3	2174.3	2368.6	2533.8	2619.3	2627.0
50°	1882.8	1877.0	1892.6	1935.3	2026.6	2166.5	2347.2	2570.7	2759.2	2864.1	2871.9
52.5°	1962.5	1960.6	1976.1	2020.8	2127.7	2285.1	2493.0	2747.5	2951.5	3060.3	3091.4
55°	2018.9	2016.9	2034.4	2086.9	2203.4	2370.6	2595.9	2864.1	3070.1	3182.8	3198.3
57.5°	2044.1	2046.1	2061.6	2116.0	2236.5	2411.4	2644.5	2903.0	3099.2	3204.1	3217.7
60°	2040.2	2042.2	2055.8	2108.2	2226.8	2395.8	2621.2	2864.1	3050.6	3147.8	3163.3
62.5°	1999.4	1997.5	2009.1	2053.8	2158.8	2316.1	2531.8	2761.1	2937.9	3027.3	3044.8
65°	1913.9	1912.0	1912.0	1950.8	2040.2	2174.3	2378.3	2582.3	2747.5	2833.0	2836.9
67.5°	1774.0	1774.0	1770.1	1793.5	1859.5	1989.7	2164.6	2351.1	2485.2	2564.9	2576.5
70°	1585.5	1589.4	1575.8	1589.4	1643.8	1746.8	1902.3	2051.9	2156.8	2248.1	2254.0
72.5°	1379.6	1364.0	1358.2	1362.1	1402.9	1469.0	1603.0	1729.3	1826.5	1888.7	1900.3
75°	1113.4	1113.4	1109.5	1103.7	1127.0	1193.0	1282.4	1385.4	1467.0	1509.8	1525.3
77.5°	853.0	860.8	849.1	849.1	866.6	917.1	994.9	1051.2	1109.5	1138.6	1130.9
80°	606.2	604.3	598.5	594.6	614.0	643.2	705.3	738.4	755.9	783.1	794.7
82.5°	375.0	378.9	384.7	367.2	375.0	402.2	435.2	452.7	460.5	472.2	470.2
85°	184.6	186.5	188.5	190.4	190.4	200.1	219.6	227.3	233.2	239.0	235.1
87.5°	68.0	64.1	62.2	62.2	62.2	64.1	73.8	71.9	75.8	75.8	79.7
90°	0.0	0.0	0.0	0.0	0.0	0.0	0.0	0.0	0.0	0.0	0.0

(END OF REPORT)